

## Unit 5

# Creature Features



**BIG**  
Question

How are animals  
different from  
one another?

JAVA, INDONESIA  
A golden frog sitting on a crocodile

## Unit at a Glance

- ▶ **Language Focus:** Compare and Contrast, Give Information
- ▶ **Reading Strategy:** Make Connections
- ▶ **Phonics Focus:** Long *u* spelled *u\_e*, *ue*; Sounds and Spellings: *ge*, *gi*, *dge*
- ▶ **Topic:** Animals




## Share What You Know



Do It!

- 1 **Draw** an animal.
- 2 **Name** or point to different parts of your animal.
- 3 **Say** or show how your animal moves.



## Key Words

### Parts

beak



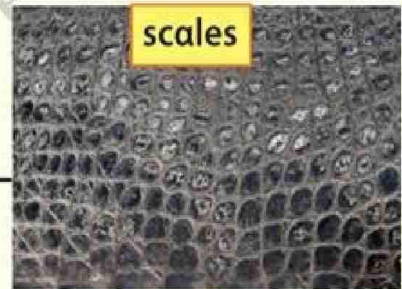
tail



paw



mouth



tail

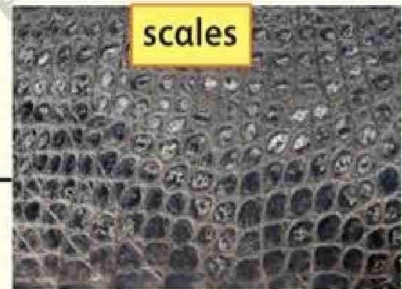


### Coverings

feathers



scales



fur



### Talk Together

Look at the parts and coverings of animals on this page. How are they different?

# Compare and Contrast

## Venn Diagram

To compare, write what is the same here.



alligator

- scales
- tail



flamingo

- feathers
- beak

both

- legs

To contrast, write what is different here.

### Talk Together

Choose two animal picture cards. Make a Venn diagram. Compare and contrast the animals.



## Long u spelled u\_e, ue



cube



hue

### Listen and Learn

- Listen to the picture words. Choose the correct word for each picture. Then write the word.

1.



mull mule mole

2.



full fall fuel

Use one of the words from above to finish each sentence.

1. The \_\_\_\_\_ is in the car.
2. The \_\_\_\_\_ can pull the cart.

## Talk Together

- Listen and read. Find the words with the long *u* sound.

### Over to You

## Alike and Different

What body parts do birds have? They have eyes and legs. They have wings, feathers, and a beak. Birds can be many hues, or colors, such as blue or black.

A turtle does not have wings. It does not have feathers. It has a shell. But a turtle does have eyes and legs. It has a beak, too. Turtles and birds use their beaks to eat.

Some animals look cute. Others look scary. One thing about animals is true: they are alike in some ways and different in other ways.

### Work with a partner.

Take turns using the long *u* words from the passage in sentences of your own.

- Read "Alike and Different" with a partner. Practice reading the long *u* words.